

MOD:XEVL-2021-GPRS



ENGLISH

TECHNICAL DATA

01 POWER	2.6 kW
03 FREQUENCY	50 / 60 Hz
04 POWER SUPPLY CABLE TYPE	H07RN-F
05 EXTERNAL Ø OF POWER SUPPLY CABLE	
06 VOLTAGE / POWER CABLE SECTION / CURRENT	220-240 V~1PH+N+PE 3G x 1,5 mm ² Circuit Breaker 16 A I1=11 A
10 WATER PRESSURE	150-600 kPa / 21-87 psi kPa
11 MAX FOOD LOAD	180 kg
13 WATER MAX CONSUMPTION	132 l/h @ 200 kPa
16 GAS NOMINAL HEAT INPUT	90
17 TOTAL NOMINAL HEAT INPUT	90 kW
18 CAVITY DIMENSIONS (W - D - H)	716x724x1470 mm
20 IP PROTECTION CLASS	X5

ITALIANO

01 POTENZA	
03 FREQUENZA	
04 TIPO DI CAVO ALIMENTAZIONE	
05 Ø ESTERNO CAVO DI ALIMENTAZIONE	
06 TENSIONE / SEZIONE CAVI ALIMENTAZIONE / CORRENTE	
10 PRESSIONE ACQUA	
11 CARICA MAX CIBO	
13 CONSUMO MAX ACQUA	
16 POTENZA TERMICA NOMINALE GAS	
17 POTENZA TERMICA NOMINALE TOTALE	
18 DIMENSIONI CAMERA COTTURA (L - P - H)	
20 GRADO PROTEZIONE IP	

FRANCAIS

01 PUISSANCE ELECTRIQUE	
03 FREQUENCE	
04 TYPE DE CABLE D'ALIMENTATION	
05 Ø EXTERNE DU CABLE D'ALIMENTATION	
06 TENSION / SECTION CABLE D'ALIM.	
10 PRESSION DE L'EAU	
11 CHARGE MAXIMALE D'ALIMENT	
13 CONSOMMATION MAX DE L'EAU	
16 PUISSANCE THERMIQUE NOMINAL GAZ	
17 TOTAL DEBIT THERMIQUE NOMINAL	
18 DIMENSIONS CHAMBRE DE CUISSON (L - P - A)	
20 INDICE DE PROTECTION IP	

ESPAÑOL

01 POTENCIA	
03 FRECUENCIA	
04 TIPO DE CABLE DE ALIMENTACION	
05 Ø CABLE EXTERNO DE ALIMENTACION	
06 TENSION / SECCION CABLES DE ALIMENTACION	
10 PRESION AGUA	
11 CARGA MAX. DE ALIMENTOS	
13 CONSUMO MAX DE AGUA	
16 POTENCIA TÉRMICA NOMINAL GAS	
17 TOTALE POTENCIA TERMICA NOMINAL	
18 DIMENSIONES CÁMARA DE COCCIÓN (An - Pr - Al)	
20 GRADO DE PROTECCION IP	

DEUTSCH

01 ELEKTRISCHE LEISTUNG	
03 FREQUENZ	
04 ZULEITUNGSKABELTYP	
05 AUSSENDURCHMESSER DES VERSORGUNGSKABELS	
06 KABELQUERSCHNITT UND VERSORGUNGSSPANNUNG	
10 WASSERDRUCK	
11 MAX. SPEISENFASSUNGSVERMOGEN	
13 MAXIMUM WASSERVERBRAUCH	
16 GAS NENNWÄRMELEISTUNG	
17 NENNWÄRMEBELASTUNG	
18 GRÖÖBE DES KOCHKAMMERS (B - T - H)	
20 SCHTZART IP	

MOD:XEVL-2021-GPRS



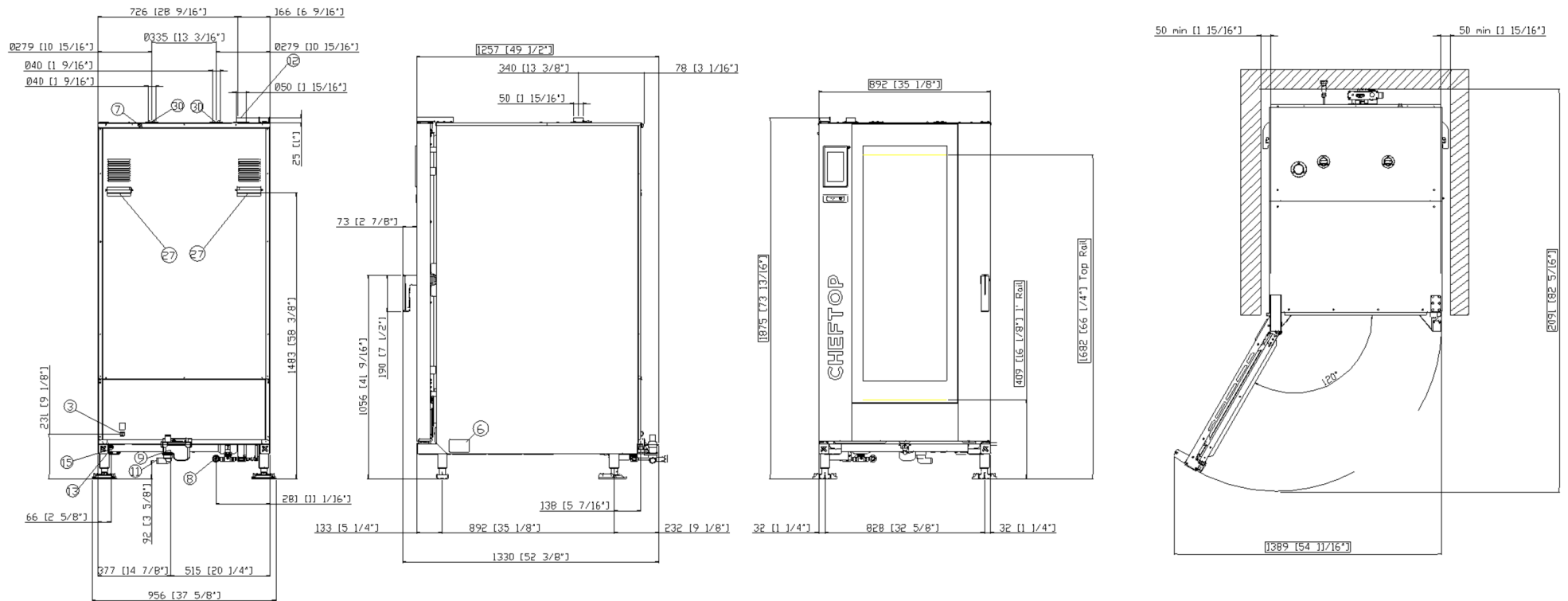
ENGLISH - DRAWINGS	
2	TERMINAL BOARD POWER SUPPLY
3	UNIPOTENTIAL TERMINAL
6	TECHNICAL DATA PLATE
7	SAFETY THERMOSTAT
8	3/4" THREAD WATER INLET
9	1" GAS INLET
10	Rotor.KLEAN CONNECTION
11	CAVITY DRAIN PIPE
12	HOT FUMES EXHAUST CHIMNEY
13	ACCESSORIES CONNECTION
27	COOLING AIR OUTLET
30	COMBUSTION GASSES EXHAUST

ITALIANO - DISEGNI	
2	MORSETTIERA ALIMENTAZIONE
3	MORSETTO EQUIPOTENZIALE
6	TARGHETTA DATI TECNICI
7	TERMOSTATO DI SICUREZZA
8	INGRESSO ACQUA 3/4"
9	INGRESSO GAS 1"
10	INGRESSO Rotor.KLEAN
11	SCARICO CAMERA DI COTTURA
12	USCITA FUMI CALDI
13	COLLEGAMENTO ACCESSORI
27	USCITA ARIA DI RAFFREDDAMENTO
30	USCITA FUMI COMBUSTI

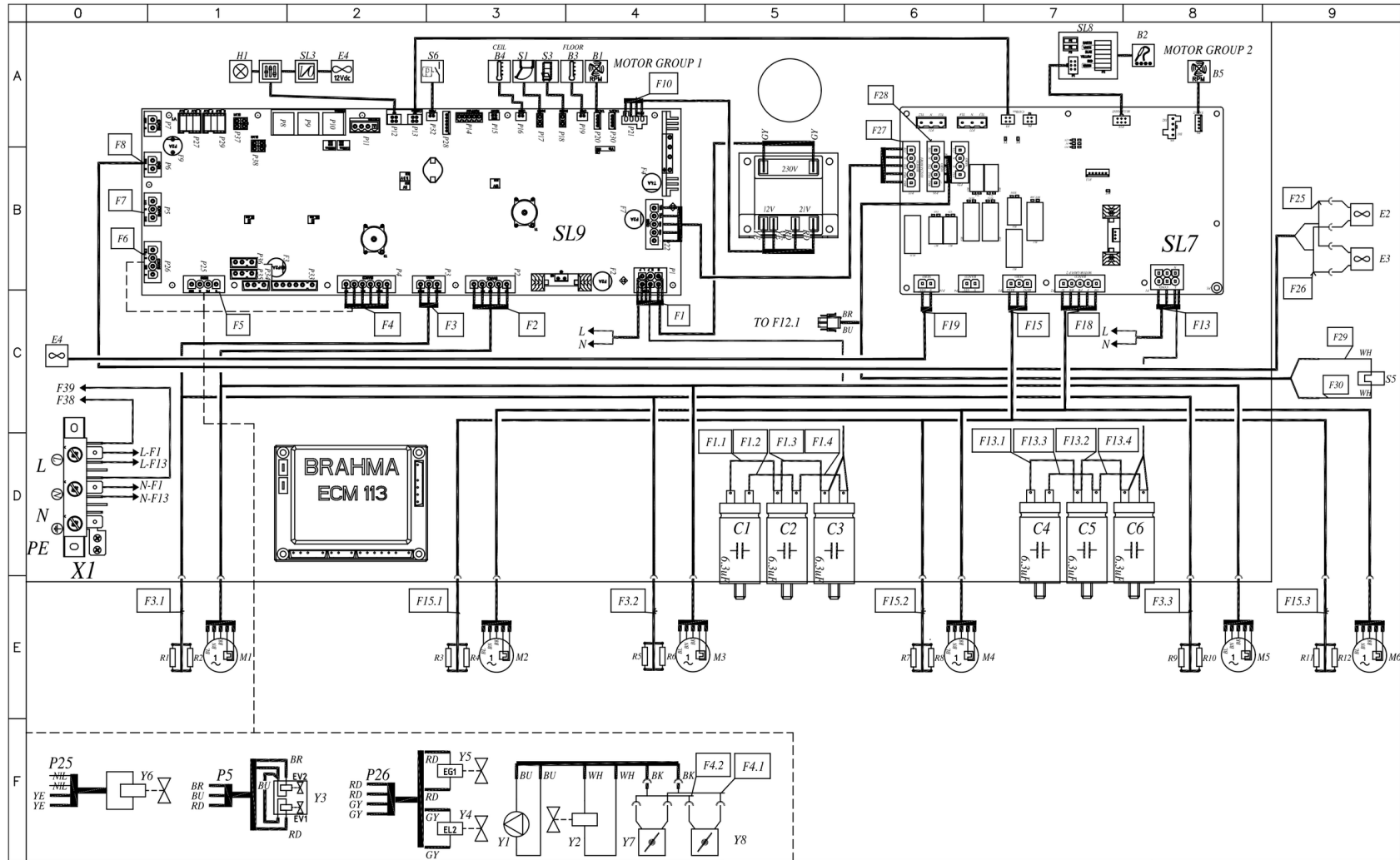
FRANCAIS - ENCOMBREMEN	
2	BOITE A BORNES D'ALIMENTATION
3	SUPPORT BORNE EQUIPOTENTIELLE
6	PLAQUETTE SIGNALÉTIQUE
7	THERMOSTAT DE SÉCURITÉ
8	ARRIVÉ D'EAU FIÉLT 3/4"
9	ARRIVÉ DU GAS 1"
10	ENTRÉE Rotor.KLEAN
11	SORTIE DE L'EAU RACCORD
12	SORTIE DES FUMÉES CHAUDES
13	JONCTION DES ACCESSOIRES
27	SORTIE D'EAU DE REFOIDISSEMENT
30	SORTIE DES FUMÉES DE COMBUSTION

ESPAÑOL - DISEÑOS	
2	CAJA DE CONEXION
3	SEDE BORNE EQUIPOTENCIAL
6	TARJETA DE CARACTERISTICAS TECNICAS
7	TERMOSTATO DE SEGURIDAD
8	ENTRADA DE AGUA 3/4"
9	ENTRADA DE GAS 1"
10	INGRESO Rotor.KLEAN
11	DESCARGA CAMARA DE COCCION
12	SALIDA HUMOS CALIENTES
13	CONEXION ACCESORIOS
27	SALIDA DEL AIRE DE ENFRIAMIENTO
30	SALIDA HUMOS DE COMBUSTIÓN

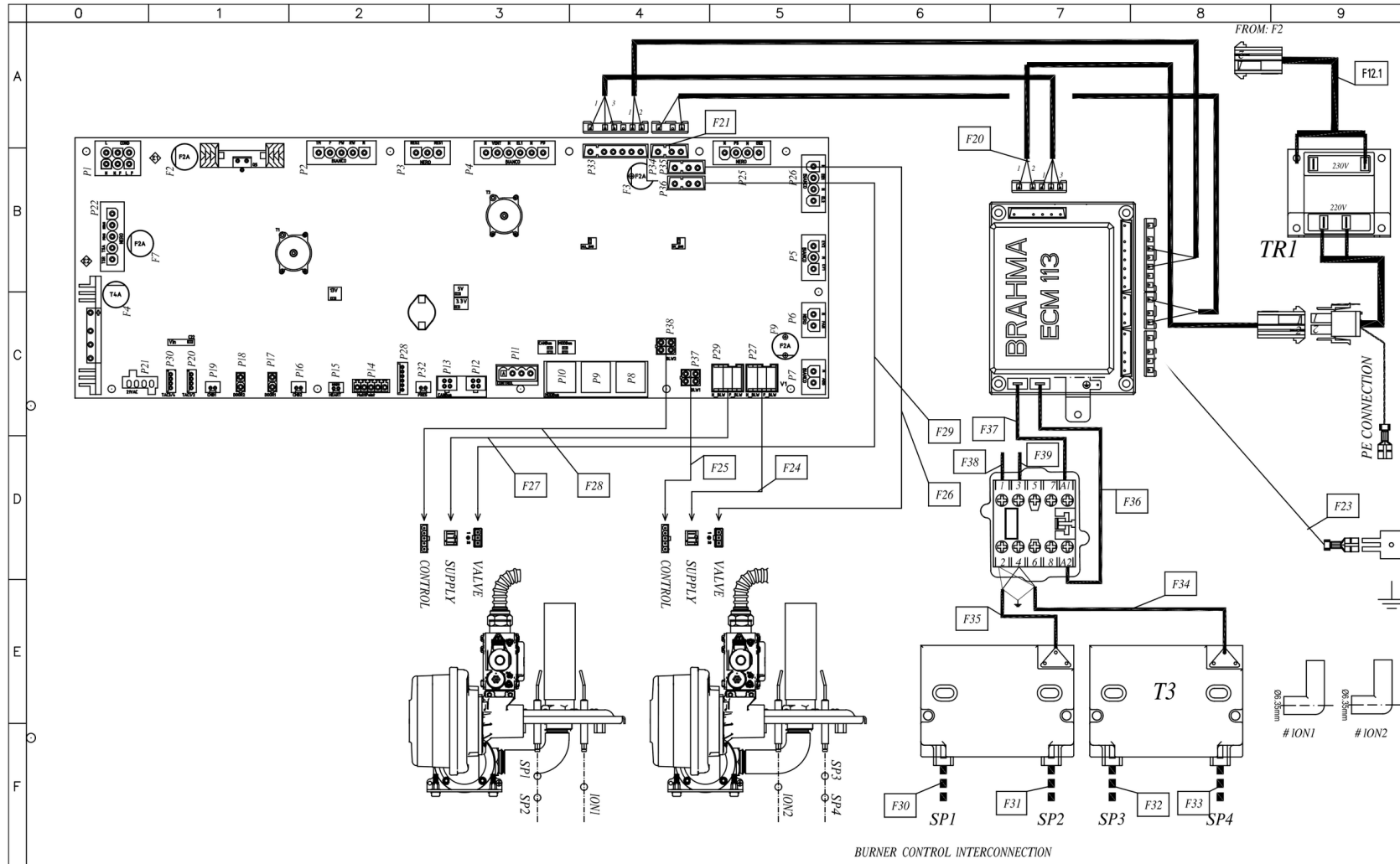
DEUTSCH - ZEICHNUNGEN	
2	ZULEITUNGSKLEMMLEISTE
3	GLEICHPOTENTIELLE KLAMMER
6	TYPENSCHILD
7	SICHERHEITSTHERMOSTAT
8	WASSEREINZUG 3/4" GEWINDE
9	GAS EINZUG 1" GEWINDE
10	Rotor.KLEAN EINGANG
11	WASSERAUSLASS GEWINDE
12	ABZUGSHAUBE
13	ZUBEHÖRTEILENVERBINDUNG
27	KÜHLLUFTAustrITT
30	ABGASKAMIN



MOD:XEVL-2021-GPRS



MOD:XEVL-2021-GPRS



MOD:XEVL-2021-GPRS



	0	1	2	3	4	5	6	7	8	9																																																																																																																																																																																							
A																																																																																																																																																																																																	
B	<table border="1"> <thead> <tr> <th>Sigle</th> <th>ITALIANO</th> <th>ENGLISH</th> <th>FRANCAIS</th> <th>ESPAÑOL</th> <th>DEUTSCH</th> </tr> </thead> <tbody> <tr> <td>BC1</td> <td>CONTROLLO FIAMMA</td> <td>FLAME CONTROL DEVICE</td> <td>FLAMME RELEVATRICE</td> <td>CONTROL LLAMA</td> <td>FLAMMESTEUERUNG</td> </tr> <tr> <td>C1,C2,C3,C4,C5,C6</td> <td>CONDENSATORE</td> <td>MOTOR CAPACITOR</td> <td>CONDENSATEUR</td> <td>CONDENSADOR</td> <td>KONDENSATOR</td> </tr> <tr> <td>K1</td> <td>TELERUTTORE</td> <td>CONTACTOR</td> <td>TELERUPTEUR</td> <td>TELERRUPTOR</td> <td>RELAIS</td> </tr> <tr> <td>SL7</td> <td>SCHEDA POTENZA</td> <td>POWER CARD</td> <td>CARTE DE PUISSANCE</td> <td>TARJETA POTENCIA</td> <td>POWERPLATINE</td> </tr> <tr> <td>SL8</td> <td>SCHEDA GIUNZIONE SONDA CUORE</td> <td>HEART PROBE JUNCTION BOARD</td> <td>CARTE DE JONCTION DE SONDE DE COEUR</td> <td>JUNTA DE LA UNION DE LA SONDA DEL CORAZON</td> <td>HERZTEST-ANSCHLUSSPLATTE</td> </tr> <tr> <td>SL9</td> <td>SCHEDA POTENZA</td> <td>POWER CARD</td> <td>CARTE DE PUISSANCE</td> <td>TARJETA POTENCIA</td> <td>POWERPLATINE</td> </tr> <tr> <td>T1</td> <td>TRASFORMATORE</td> <td>TRANSFORMER</td> <td>TRANSFORMATEUR</td> <td>TRANSFORMADOR</td> <td>TRANSFORMATOR</td> </tr> <tr> <td>T2,T3</td> <td>TRASFORMATORE D'ACCENSIONE</td> <td>IGNITION TRANSFORMER</td> <td>TRANSFORMATEUR D'ALLUMAGE</td> <td>TRANSFORMADOR D'INGICION</td> <td>ZÜNDTRASFORMATOR</td> </tr> <tr> <td>X1</td> <td>MORSETTIERA</td> <td>TERMINAL BLOCK</td> <td>BORNIER</td> <td>CONNECTOR</td> <td>KLEMMLEISTE</td> </tr> <tr> <td>B1,B5</td> <td>SENSORE VELOCITA MOTORE</td> <td>MOTOR SPEED SENSOR</td> <td>CAPTEUR DE VITESSE MOTEUR</td> <td>SENSOR DE VELOCIDAD MOTOR</td> <td>GESCHWINDIGKEITSENSOR</td> </tr> <tr> <td>B2</td> <td>SONDA AL CUORE</td> <td>CORE PROBE</td> <td>SONDE A COEUR</td> <td>SONDA CORAZON</td> <td>KERNTEMPERATURFUHLER</td> </tr> <tr> <td>B3,B4</td> <td>SONDA CAMERA</td> <td>TEMPERATURE PROBE</td> <td>SONDE DE CHAMBRE</td> <td>SONDA CAMARA</td> <td>GARRAUMTEMPERATURFUHLER</td> </tr> <tr> <td>E2,E3</td> <td>VENTOLA RAFFREDDAMENTO 230V</td> <td>COOLING FAN 230V</td> <td>TURBINE DE REFROIDISSEMENT 230V</td> <td>TURBINA DE REFRIGERACION 230V</td> <td>LÜFTER 230V</td> </tr> <tr> <td>E4</td> <td>VENTOLA RAFFREDDAMENTO 12V</td> <td>COOLING FAN 12V</td> <td>TURBINE DE REFROIDISSEMENT 12V</td> <td>TURBINA DE REFRIGERACION 12V</td> <td>LÜFTER 12V</td> </tr> <tr> <td>H1</td> <td>LUCE CAMERA</td> <td>OVEN LIGHT</td> <td>ECLAIRAGE DE CHAMBRE</td> <td>LUZ CAMARA</td> <td>BELEUCHTUNG</td> </tr> <tr> <td>R1,R2,R3,R4,R5,R6</td> <td>RESISTENZA DI MODULAZIONE VENTILATORE</td> <td>MOTOR MODULATION RESISTANCE</td> <td>RESISTANCE DE MODULATION VENTILATEUR</td> <td>RESISTENCIA MODULACION VELOCIDAD</td> <td>WIDERSTAND LOW FAN</td> </tr> <tr> <td>S1</td> <td>MICRO INTERRUTTORE PORTA</td> <td>DOOR MICROSWITCH</td> <td>MICROINTERRUPTEUR DE PORTE</td> <td>MICROINTERRUPTOR PUERTA</td> <td>TURKONTAKTSCHALTER</td> </tr> <tr> <td>SL2</td> <td>SCHEDA CONTROLLO</td> <td>CONTROL BOARD</td> <td>CARTE DE CONTROLE</td> <td>TARJETA DE CONTROL</td> <td>KONTROLL PLATINE</td> </tr> <tr> <td>TR1</td> <td>TRASFORMATORE</td> <td>TRANSFORMER</td> <td>TRANSFORMATEUR</td> <td>TRANSFORMADOR</td> <td>TRASFORMATORE</td> </tr> <tr> <td>Y1</td> <td>POMPA</td> <td>PUMP</td> <td>POMPE</td> <td>BOMBA</td> <td>PUMPE</td> </tr> <tr> <td>Y2,Y4,Y5,Y6</td> <td>ELETTROVALVOLA ACQUA</td> <td>WATER SOLENOID VALVE</td> <td>ELECTROVANNE EAU</td> <td>ELECTROVALVULA</td> <td>ELEKTROVENTIL</td> </tr> <tr> <td>Y3</td> <td>ELETTROVALVOLA ACQUA 3 STADI</td> <td>WATER SOLENOID VALVE 3STAGE</td> <td>ELECTROVANNE EAU 3 ETAPES</td> <td>ELECTROVALVULA 3 ETAPAS</td> <td>ELEKTROVENTIL 3 STUFEN</td> </tr> <tr> <td>Y7,Y8</td> <td>DRY MAXY</td> <td>DRY MAXY</td> <td>DRY MAXY</td> <td>DRY MAXY</td> <td>DRY MAXY</td> </tr> <tr> <td>E4</td> <td>VENTOLA RAFFREDDAMENTO 230V</td> <td>COOLING FAN 230V</td> <td>TURBINE DE REFROIDISSEMENT 230V</td> <td>TURBINA DE REFRIGERACION 230V</td> <td>LÜFTER 230V</td> </tr> <tr> <td>M1,M2,M3,M4,M5,M6</td> <td>MOTORE</td> <td>MOTOR</td> <td>MOTEUR</td> <td>MOTOR</td> <td>MOTOR</td> </tr> <tr> <td>S3</td> <td>MICRO INTERRUTTORE CARRELLO</td> <td>TROLLEY MICROSWITCH</td> <td>INTERRUPTEUR PANIER</td> <td>MICROINTERRUPTOR CARRO</td> <td>TROLLEY MICROSWITCH</td> </tr> <tr> <td>S5</td> <td>TERMOSTATO SICUREZZA</td> <td>SAFETY THERMOSTAT</td> <td>THERMOSTAT DE SECURITE</td> <td>TERMOSTATO DE SEGURIDAD</td> <td>SICHERHEITS THERMOSTAT</td> </tr> <tr> <td>S6</td> <td>PRESSOSTATO</td> <td>PRESSURE SWITCH</td> <td>PRESSOSTAT</td> <td>PRESÓSTATO</td> <td>DRUCKSCHALTER</td> </tr> <tr> <td>E</td> <td>SL3</td> <td>SCHEDA I/O - USB</td> <td>USB - I/O BOARD</td> <td>USB - CARTE I/O</td> <td>USB - TARJETA I/O</td> <td>USB - I/O PLATINE</td> </tr> <tr> <td>F</td> <td colspan="10"></td> </tr> </tbody> </table>	Sigle	ITALIANO	ENGLISH	FRANCAIS	ESPAÑOL	DEUTSCH	BC1	CONTROLLO FIAMMA	FLAME CONTROL DEVICE	FLAMME RELEVATRICE	CONTROL LLAMA	FLAMMESTEUERUNG	C1,C2,C3,C4,C5,C6	CONDENSATORE	MOTOR CAPACITOR	CONDENSATEUR	CONDENSADOR	KONDENSATOR	K1	TELERUTTORE	CONTACTOR	TELERUPTEUR	TELERRUPTOR	RELAIS	SL7	SCHEDA POTENZA	POWER CARD	CARTE DE PUISSANCE	TARJETA POTENCIA	POWERPLATINE	SL8	SCHEDA GIUNZIONE SONDA CUORE	HEART PROBE JUNCTION BOARD	CARTE DE JONCTION DE SONDE DE COEUR	JUNTA DE LA UNION DE LA SONDA DEL CORAZON	HERZTEST-ANSCHLUSSPLATTE	SL9	SCHEDA POTENZA	POWER CARD	CARTE DE PUISSANCE	TARJETA POTENCIA	POWERPLATINE	T1	TRASFORMATORE	TRANSFORMER	TRANSFORMATEUR	TRANSFORMADOR	TRANSFORMATOR	T2,T3	TRASFORMATORE D'ACCENSIONE	IGNITION TRANSFORMER	TRANSFORMATEUR D'ALLUMAGE	TRANSFORMADOR D'INGICION	ZÜNDTRASFORMATOR	X1	MORSETTIERA	TERMINAL BLOCK	BORNIER	CONNECTOR	KLEMMLEISTE	B1,B5	SENSORE VELOCITA MOTORE	MOTOR SPEED SENSOR	CAPTEUR DE VITESSE MOTEUR	SENSOR DE VELOCIDAD MOTOR	GESCHWINDIGKEITSENSOR	B2	SONDA AL CUORE	CORE PROBE	SONDE A COEUR	SONDA CORAZON	KERNTEMPERATURFUHLER	B3,B4	SONDA CAMERA	TEMPERATURE PROBE	SONDE DE CHAMBRE	SONDA CAMARA	GARRAUMTEMPERATURFUHLER	E2,E3	VENTOLA RAFFREDDAMENTO 230V	COOLING FAN 230V	TURBINE DE REFROIDISSEMENT 230V	TURBINA DE REFRIGERACION 230V	LÜFTER 230V	E4	VENTOLA RAFFREDDAMENTO 12V	COOLING FAN 12V	TURBINE DE REFROIDISSEMENT 12V	TURBINA DE REFRIGERACION 12V	LÜFTER 12V	H1	LUCE CAMERA	OVEN LIGHT	ECLAIRAGE DE CHAMBRE	LUZ CAMARA	BELEUCHTUNG	R1,R2,R3,R4,R5,R6	RESISTENZA DI MODULAZIONE VENTILATORE	MOTOR MODULATION RESISTANCE	RESISTANCE DE MODULATION VENTILATEUR	RESISTENCIA MODULACION VELOCIDAD	WIDERSTAND LOW FAN	S1	MICRO INTERRUTTORE PORTA	DOOR MICROSWITCH	MICROINTERRUPTEUR DE PORTE	MICROINTERRUPTOR PUERTA	TURKONTAKTSCHALTER	SL2	SCHEDA CONTROLLO	CONTROL BOARD	CARTE DE CONTROLE	TARJETA DE CONTROL	KONTROLL PLATINE	TR1	TRASFORMATORE	TRANSFORMER	TRANSFORMATEUR	TRANSFORMADOR	TRASFORMATORE	Y1	POMPA	PUMP	POMPE	BOMBA	PUMPE	Y2,Y4,Y5,Y6	ELETTROVALVOLA ACQUA	WATER SOLENOID VALVE	ELECTROVANNE EAU	ELECTROVALVULA	ELEKTROVENTIL	Y3	ELETTROVALVOLA ACQUA 3 STADI	WATER SOLENOID VALVE 3STAGE	ELECTROVANNE EAU 3 ETAPES	ELECTROVALVULA 3 ETAPAS	ELEKTROVENTIL 3 STUFEN	Y7,Y8	DRY MAXY	DRY MAXY	DRY MAXY	DRY MAXY	DRY MAXY	E4	VENTOLA RAFFREDDAMENTO 230V	COOLING FAN 230V	TURBINE DE REFROIDISSEMENT 230V	TURBINA DE REFRIGERACION 230V	LÜFTER 230V	M1,M2,M3,M4,M5,M6	MOTORE	MOTOR	MOTEUR	MOTOR	MOTOR	S3	MICRO INTERRUTTORE CARRELLO	TROLLEY MICROSWITCH	INTERRUPTEUR PANIER	MICROINTERRUPTOR CARRO	TROLLEY MICROSWITCH	S5	TERMOSTATO SICUREZZA	SAFETY THERMOSTAT	THERMOSTAT DE SECURITE	TERMOSTATO DE SEGURIDAD	SICHERHEITS THERMOSTAT	S6	PRESSOSTATO	PRESSURE SWITCH	PRESSOSTAT	PRESÓSTATO	DRUCKSCHALTER	E	SL3	SCHEDA I/O - USB	USB - I/O BOARD	USB - CARTE I/O	USB - TARJETA I/O	USB - I/O PLATINE	F										
Sigle	ITALIANO	ENGLISH	FRANCAIS	ESPAÑOL	DEUTSCH																																																																																																																																																																																												
BC1	CONTROLLO FIAMMA	FLAME CONTROL DEVICE	FLAMME RELEVATRICE	CONTROL LLAMA	FLAMMESTEUERUNG																																																																																																																																																																																												
C1,C2,C3,C4,C5,C6	CONDENSATORE	MOTOR CAPACITOR	CONDENSATEUR	CONDENSADOR	KONDENSATOR																																																																																																																																																																																												
K1	TELERUTTORE	CONTACTOR	TELERUPTEUR	TELERRUPTOR	RELAIS																																																																																																																																																																																												
SL7	SCHEDA POTENZA	POWER CARD	CARTE DE PUISSANCE	TARJETA POTENCIA	POWERPLATINE																																																																																																																																																																																												
SL8	SCHEDA GIUNZIONE SONDA CUORE	HEART PROBE JUNCTION BOARD	CARTE DE JONCTION DE SONDE DE COEUR	JUNTA DE LA UNION DE LA SONDA DEL CORAZON	HERZTEST-ANSCHLUSSPLATTE																																																																																																																																																																																												
SL9	SCHEDA POTENZA	POWER CARD	CARTE DE PUISSANCE	TARJETA POTENCIA	POWERPLATINE																																																																																																																																																																																												
T1	TRASFORMATORE	TRANSFORMER	TRANSFORMATEUR	TRANSFORMADOR	TRANSFORMATOR																																																																																																																																																																																												
T2,T3	TRASFORMATORE D'ACCENSIONE	IGNITION TRANSFORMER	TRANSFORMATEUR D'ALLUMAGE	TRANSFORMADOR D'INGICION	ZÜNDTRASFORMATOR																																																																																																																																																																																												
X1	MORSETTIERA	TERMINAL BLOCK	BORNIER	CONNECTOR	KLEMMLEISTE																																																																																																																																																																																												
B1,B5	SENSORE VELOCITA MOTORE	MOTOR SPEED SENSOR	CAPTEUR DE VITESSE MOTEUR	SENSOR DE VELOCIDAD MOTOR	GESCHWINDIGKEITSENSOR																																																																																																																																																																																												
B2	SONDA AL CUORE	CORE PROBE	SONDE A COEUR	SONDA CORAZON	KERNTEMPERATURFUHLER																																																																																																																																																																																												
B3,B4	SONDA CAMERA	TEMPERATURE PROBE	SONDE DE CHAMBRE	SONDA CAMARA	GARRAUMTEMPERATURFUHLER																																																																																																																																																																																												
E2,E3	VENTOLA RAFFREDDAMENTO 230V	COOLING FAN 230V	TURBINE DE REFROIDISSEMENT 230V	TURBINA DE REFRIGERACION 230V	LÜFTER 230V																																																																																																																																																																																												
E4	VENTOLA RAFFREDDAMENTO 12V	COOLING FAN 12V	TURBINE DE REFROIDISSEMENT 12V	TURBINA DE REFRIGERACION 12V	LÜFTER 12V																																																																																																																																																																																												
H1	LUCE CAMERA	OVEN LIGHT	ECLAIRAGE DE CHAMBRE	LUZ CAMARA	BELEUCHTUNG																																																																																																																																																																																												
R1,R2,R3,R4,R5,R6	RESISTENZA DI MODULAZIONE VENTILATORE	MOTOR MODULATION RESISTANCE	RESISTANCE DE MODULATION VENTILATEUR	RESISTENCIA MODULACION VELOCIDAD	WIDERSTAND LOW FAN																																																																																																																																																																																												
S1	MICRO INTERRUTTORE PORTA	DOOR MICROSWITCH	MICROINTERRUPTEUR DE PORTE	MICROINTERRUPTOR PUERTA	TURKONTAKTSCHALTER																																																																																																																																																																																												
SL2	SCHEDA CONTROLLO	CONTROL BOARD	CARTE DE CONTROLE	TARJETA DE CONTROL	KONTROLL PLATINE																																																																																																																																																																																												
TR1	TRASFORMATORE	TRANSFORMER	TRANSFORMATEUR	TRANSFORMADOR	TRASFORMATORE																																																																																																																																																																																												
Y1	POMPA	PUMP	POMPE	BOMBA	PUMPE																																																																																																																																																																																												
Y2,Y4,Y5,Y6	ELETTROVALVOLA ACQUA	WATER SOLENOID VALVE	ELECTROVANNE EAU	ELECTROVALVULA	ELEKTROVENTIL																																																																																																																																																																																												
Y3	ELETTROVALVOLA ACQUA 3 STADI	WATER SOLENOID VALVE 3STAGE	ELECTROVANNE EAU 3 ETAPES	ELECTROVALVULA 3 ETAPAS	ELEKTROVENTIL 3 STUFEN																																																																																																																																																																																												
Y7,Y8	DRY MAXY	DRY MAXY	DRY MAXY	DRY MAXY	DRY MAXY																																																																																																																																																																																												
E4	VENTOLA RAFFREDDAMENTO 230V	COOLING FAN 230V	TURBINE DE REFROIDISSEMENT 230V	TURBINA DE REFRIGERACION 230V	LÜFTER 230V																																																																																																																																																																																												
M1,M2,M3,M4,M5,M6	MOTORE	MOTOR	MOTEUR	MOTOR	MOTOR																																																																																																																																																																																												
S3	MICRO INTERRUTTORE CARRELLO	TROLLEY MICROSWITCH	INTERRUPTEUR PANIER	MICROINTERRUPTOR CARRO	TROLLEY MICROSWITCH																																																																																																																																																																																												
S5	TERMOSTATO SICUREZZA	SAFETY THERMOSTAT	THERMOSTAT DE SECURITE	TERMOSTATO DE SEGURIDAD	SICHERHEITS THERMOSTAT																																																																																																																																																																																												
S6	PRESSOSTATO	PRESSURE SWITCH	PRESSOSTAT	PRESÓSTATO	DRUCKSCHALTER																																																																																																																																																																																												
E	SL3	SCHEDA I/O - USB	USB - I/O BOARD	USB - CARTE I/O	USB - TARJETA I/O	USB - I/O PLATINE																																																																																																																																																																																											
F																																																																																																																																																																																																	



MOD:XEVL-2021-GPRS



TAB100079C							Throttle [turns from closed position]	Throttle [Δ turns from G20 setting]	Gas fumes test 1 (MAX)		Gas fumes test 2 (MIN)	
Oven Model	Tray type	Gas type	Nominal GAS power [kW]	Nominal GAS power [MJ/h]	Inlet pressure [mbar]	Ø GAS Valve orifice [mm]			CO2 [% v/v]	CO [ppm]	CO2 [% v/v]	CO [ppm]
Installation type: B13- Unit with draught diverter B23- Single units under hood												
XEVL-2011-GPXS	GN1/1	G110	39	140,4	5 - 40 mbar	-	9	3,25	4,00 ≤ CO2 ≤ 4,40	<30	3,00 ≤ CO2 ≤ 5,00	<30
		G20	48	172,8	5 - 40 mbar	-	5,75	-	9,20 ≤ CO2 ≤ 9,60		8,00 ≤ CO2 ≤ 11,30	
		G25	48	172,8	5 - 40 mbar	-	6	0,25	9,30 ≤ CO2 ≤ 9,70		8,00 ≤ CO2 ≤ 11,30	
		G25.1	48	172,8	5 - 40 mbar	-	6	0,25	10,00 ≤ CO2 ≤ 10,40		8,50 ≤ CO2 ≤ 12,00	
		G25.3	48	172,8	5 - 40 mbar	-	6	0,25	9,30 ≤ CO2 ≤ 9,70		8,00 ≤ CO2 ≤ 11,30	
		G30	48	172,8	5 - 40 mbar	5,5	5,5	-0,25	11,40 ≤ CO2 ≤ 11,80		8,50 ≤ CO2 ≤ 12,50	
		G31	48	172,8	5 - 40 mbar	5,5	6,25	0,5	11,20 ≤ CO2 ≤ 11,60		8,50 ≤ CO2 ≤ 12,50	
XEVL-16EU-GPXS	600x400	G110	39	140,4	5 - 40 mbar	-	9	3,25	4,00 ≤ CO2 ≤ 4,40	<30	3,00 ≤ CO2 ≤ 5,00	<30
		G20	48	172,8	5 - 40 mbar	-	5,75	-	9,20 ≤ CO2 ≤ 9,60		8,00 ≤ CO2 ≤ 11,30	
		G25	48	172,8	5 - 40 mbar	-	6	0,25	9,30 ≤ CO2 ≤ 9,70		8,00 ≤ CO2 ≤ 11,30	
		G25.1	48	172,8	5 - 40 mbar	-	6	0,25	10,00 ≤ CO2 ≤ 10,40		8,50 ≤ CO2 ≤ 12,00	
		G25.3	48	172,8	5 - 40 mbar	-	6	0,25	9,30 ≤ CO2 ≤ 9,70		8,00 ≤ CO2 ≤ 11,30	
		G30	48	172,8	5 - 40 mbar	5,5	5,5	-0,25	11,40 ≤ CO2 ≤ 11,80		8,50 ≤ CO2 ≤ 12,50	
		G31	48	172,8	5 - 40 mbar	5,5	6,25	0,5	11,20 ≤ CO2 ≤ 11,60		8,50 ≤ CO2 ≤ 12,50	

MOD:XEVL-2021-GPRS



TAB100079C							 Throttle [turns from closed position]	 Throttle [Δ turns from G20 setting]	Gas fumes test 1 (MAX)		Gas fumes test 2 (MIN)	
Oven Model	Tray type	Gas type	Nominal GAS power [kW]	Nominal GAS power [MJ/h]	Inlet pressure [mbar]	\varnothing GAS Valve orifice [mm]			CO ₂ [% v/v]	CO [ppm]	CO ₂ [% v/v]	CO [ppm]
XEVL-2021-GPXS	GN2/1	G20	90	324	5 - 40 mbar	-	9,5	-	9,20 ≤ CO ₂ ≤ 9,60	<30	8,00 ≤ CO ₂ ≤ 11,30	<30
		G25	86	309,6	5 - 40 mbar	-	9	-0,5	9,30 ≤ CO ₂ ≤ 9,70		8,00 ≤ CO ₂ ≤ 11,30	
		G25.1	86	309,6	5 - 40 mbar	-	9	-0,5	10,00 ≤ CO ₂ ≤ 10,40		8,50 ≤ CO ₂ ≤ 12,00	
		G25.3	86	309,6	5 - 40 mbar	-	9	-0,5	9,30 ≤ CO ₂ ≤ 9,70		8,00 ≤ CO ₂ ≤ 11,30	
		G30	90	324	5 - 40 mbar	5,5	8,75	-0,75	11,40 ≤ CO ₂ ≤ 11,80		8,50 ≤ CO ₂ ≤ 12,50	
		G31	90	324	5 - 40 mbar	5,5	8,75	-0,75	11,20 ≤ CO ₂ ≤ 11,60		8,50 ≤ CO ₂ ≤ 12,50	